



DAILY CURRENCY REPORT

8 June 2026

8 June 2026

Domestic Currencies

Currency	Expiry	Open	High	Low	Close	% Change
USDINR	25-Jun-26	95.8100	95.9025	95.0025	95.1375	-0.78
USDINR	29-Jul-26	96.2200	96.2800	95.3500	95.5100	-0.81
EURINR	25-Jun-26	111.5000	111.5400	110.7200	110.8550	-0.72
GBPINR	25-Jun-26	128.7900	128.7900	128.0000	128.2275	-0.59
JPYINR	25-Jun-26	60.0200	60.0200	60.0200	60.0200	0.00

Open Interest Snapshot

Currency	Expiry	% Change	% Oi Change	Oi Status
USDINR	25-Jun-26	-0.78	-1.16	Long Liquidation
USDINR	29-Jul-26	-0.81	15.14	Fresh Selling
EURINR	25-Jun-26	-0.72	-2.32	Long Liquidation
GBPINR	25-Jun-26	-0.59	-1.52	Long Liquidation
JPYINR	25-Jun-26	0.00	1.25	Fresh Selling

Global Indices

Index	Last	%Chg
Nifty	23366.70	-0.21
Dow Jones	50866.78	-1.35
NASDAQ	25709.43	-4.18
CAC	8218.24	-0.32
FTSE 100	10368.05	0.07
Nikkei	63891.41	-4.05

International Currencies

Currency	Last	% Change
EURUSD	1.1524	0.02
GBPUSD	1.3333	-0.01
USDJPY	160.3435	0.00
USDCAD	1.3948	0.02
USDAUD	1.4192	-0.04
USDCHF	0.7977	0.15

8 June 2026

Technical Snapshot



SELL USDINR JUN @ 95.15 SL 95.3 TGT 94.85-94.65.

Trading Levels

Expiry	Close	R2	R1	PP	S1	S2
25-Jun-26	95.1375	96.25	95.70	95.35	94.80	94.45

Observations

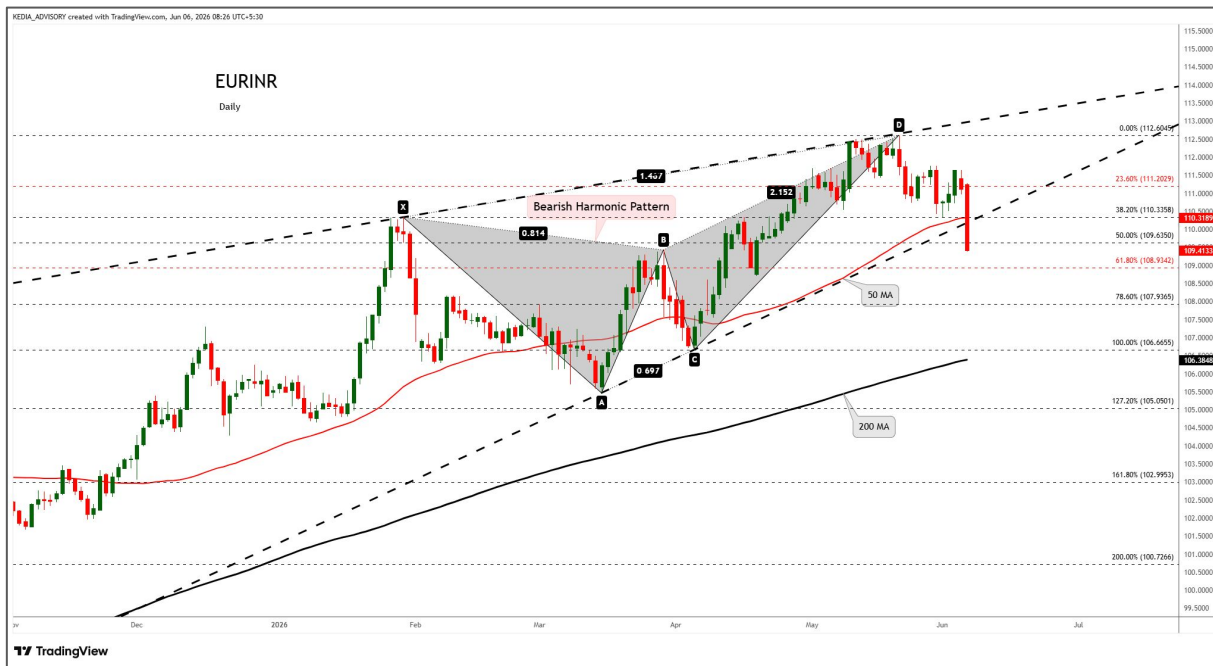
USDINR trading range for the day is 94.45-96.25.

Rupee rallied after the central bank announced steps to draw inflows and support the currency.

RBI kept its key repo rate unchanged at 5.25% for the third consecutive meeting in June and maintained a neutral stance amid a weakening rupee.

RBI lowered its GDP growth forecast for FY2026/27 to 6.6%, down from its earlier estimate of 6.9%.

Technical Snapshot



SELL EURINR JUN @ 110.9 SL 111.2 TGT 116.5-110.1.

Trading Levels

Expiry	Close	R2	R1	PP	S1	S2
25-Jun-26	110.8550	111.86	111.36	111.04	110.54	110.22

Observations

EURINR trading range for the day is 110.22-111.86.

Euro dropped as Rupee firmness weighed after investors prepared for a likely European Central Bank interest rate hike next.

Markets now price in a near-certain 25-basis-point ECB rate increase, with two or possibly three hikes expected this year.

ECB hawk Isabel Schnabel cautioned that it is premature to specify the number of rate hikes needed.

Technical Snapshot



SELL GBPINR JUN @ 128.3 SL 128.3 TGT 127.9-127.6.

Trading Levels

Expiry	Close	R2	R1	PP	S1	S2
25-Jun-26	128.2275	129.13	128.68	128.34	127.89	127.55

Observations

GBPINR trading range for the day is 127.55-129.13.

GBP dropped amid firmness in Rupee and amid US-Iran negotiation concerns

The Halifax House Price Index showed UK house prices rose 0.5% year-on-year in May 2026, below the expected 1.0% increase.

Markets anticipate nearly two Bank of England interest rate hikes this year, with the first expected in September

Technical Snapshot



SELL JPYINR JUN @ 60.1 SL 60.3 TGT 59.9-59.7.

Trading Levels

Expiry	Close	R2	R1	PP	S1	S2
25-Jun-26	60.0200	60.02	60.02	60.02	60.02	60.02

Observations

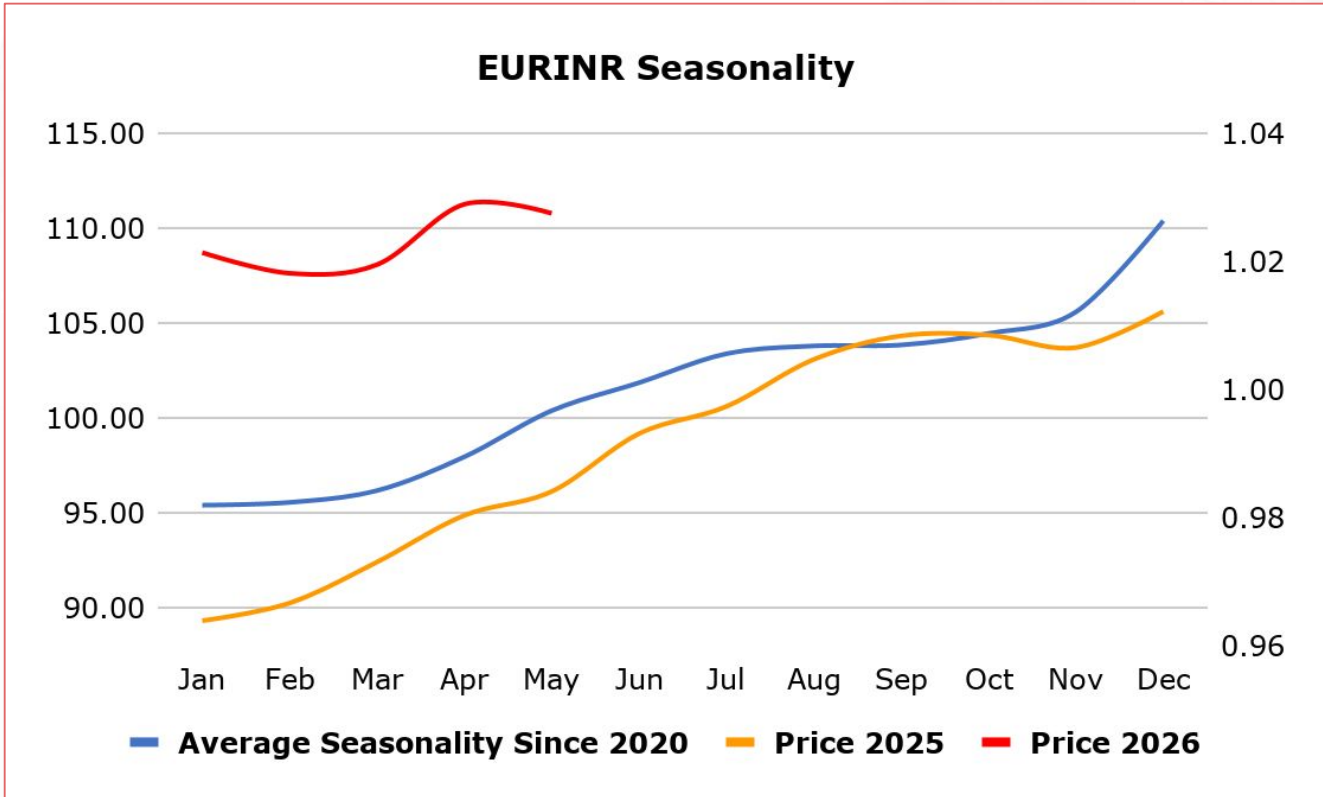
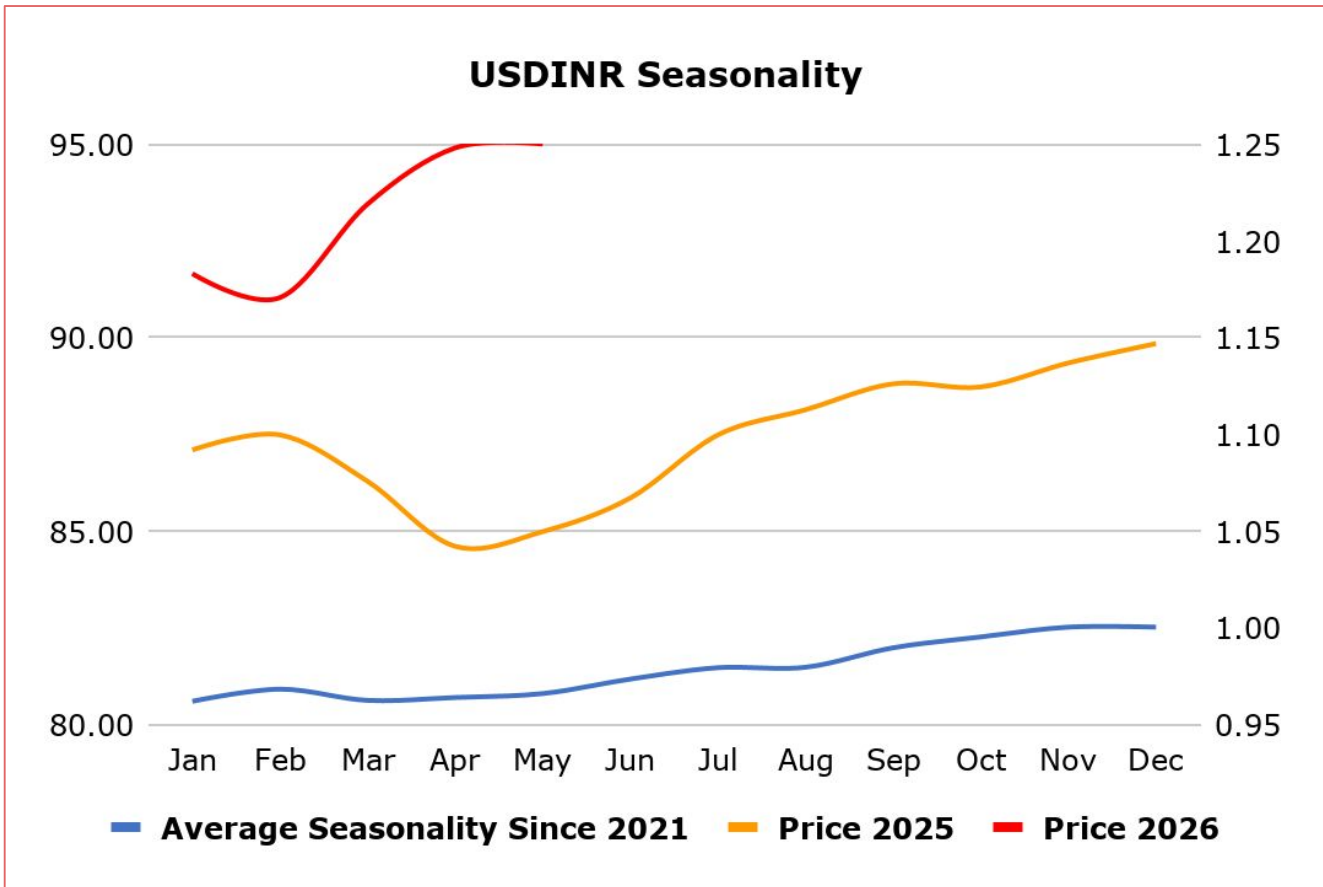
JPYINR trading range for the day is 60.02-60.02.

JPY steadied as a potential trigger for another round of currency intervention by Japanese authorities, as renewed US-Iran tensions boosted demand for the dollar.

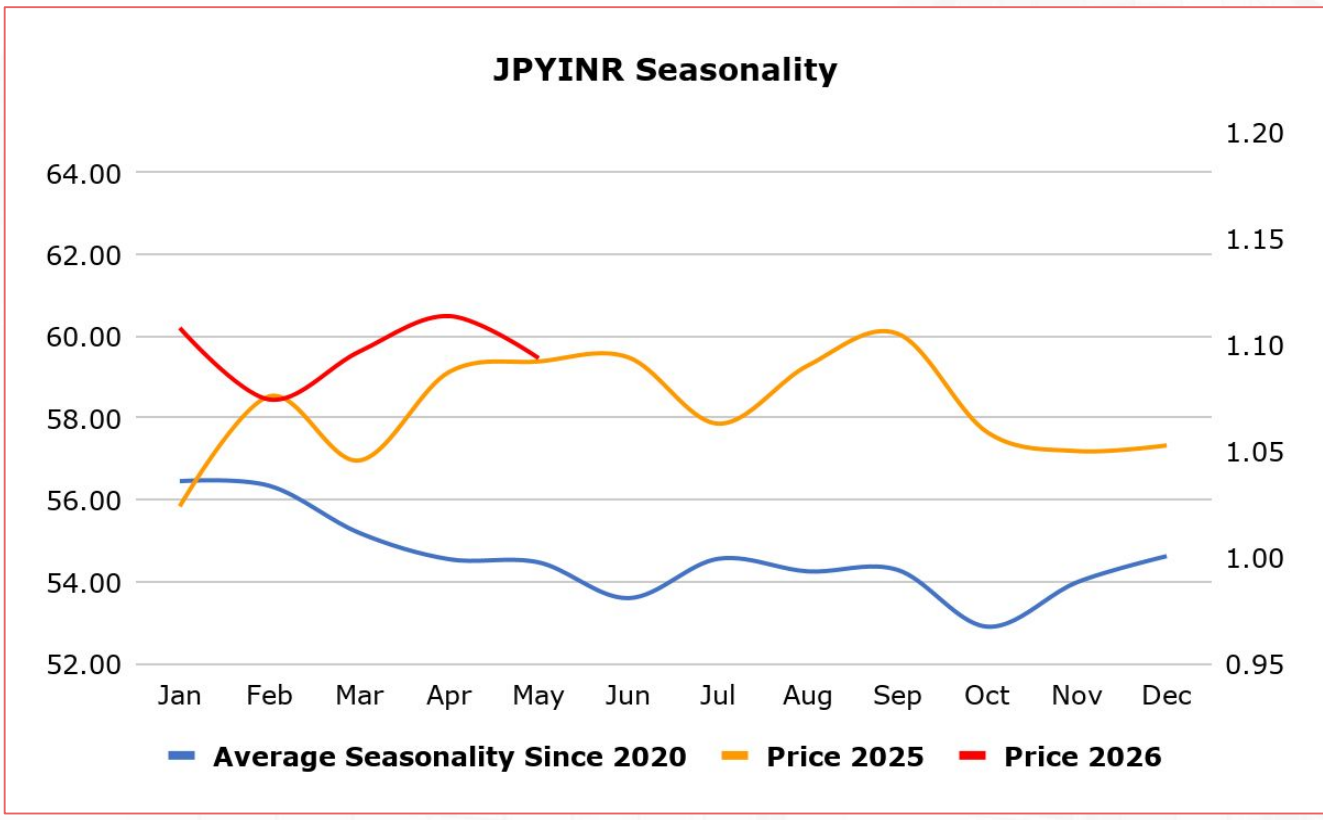
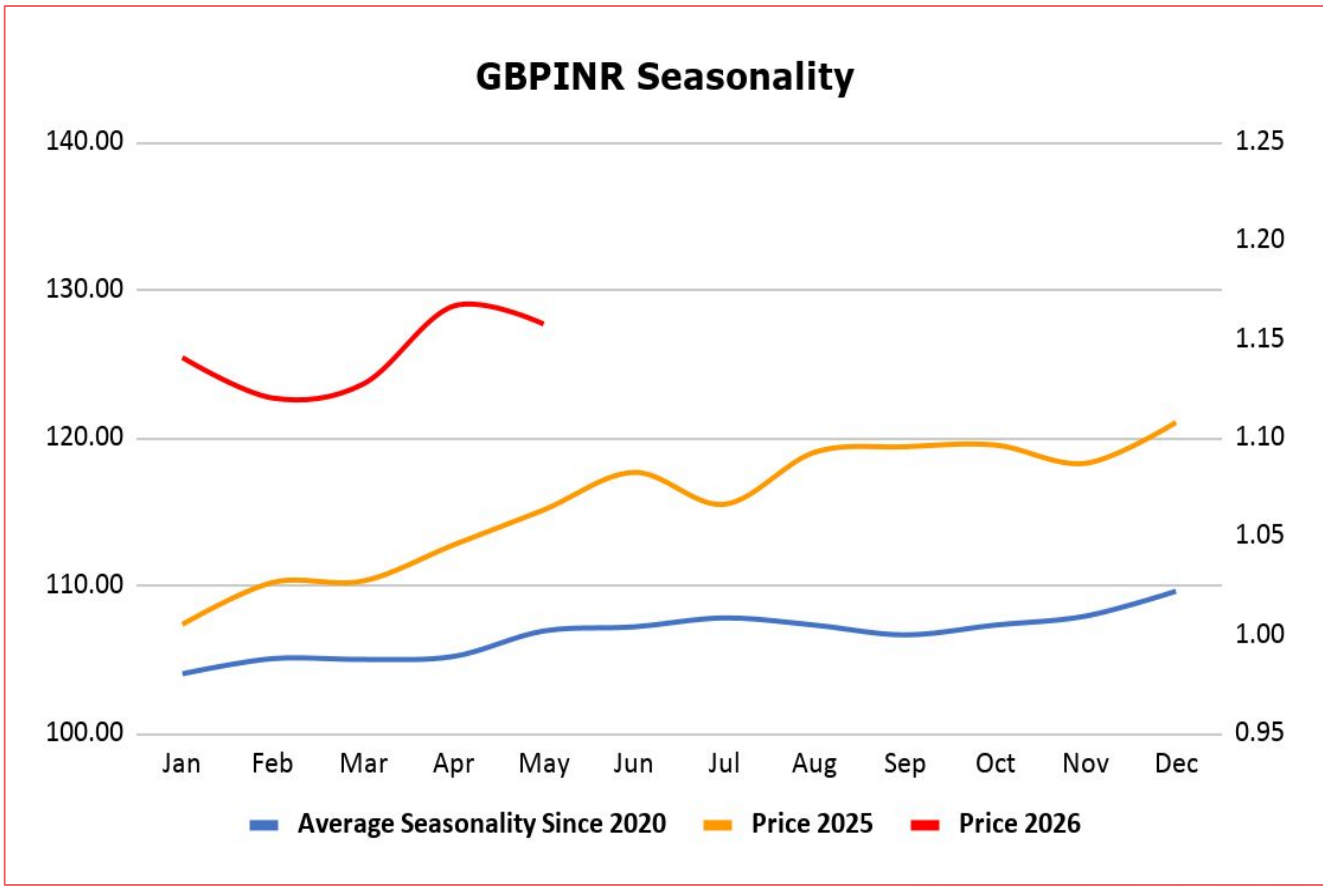
Japanese Prime Minister Sanae Takaichi said the government seeks to bolster confidence in the yen by strengthening the economy.

Japan's foreign reserves dropped by USD 77.11 billion to USD 1.31 trillion in May 2026 from USD 1.38 trillion in the previous month.

8 June 2026



8 June 2026



Economic Data

8 June 2026

Date	Curr.	Data
Jun 8	EUR	German Factory Orders m/m
Jun 8	EUR	Sentix Investor Confidence
Jun 9	EUR	German Industrial Production m/m
Jun 9	EUR	German Trade Balance
Jun 9	USD	NFIB Small Business Index
Jun 9	USD	ADP Weekly Employment Change
Jun 9	USD	Trade Balance
Jun 9	USD	Existing Home Sales
Jun 9	USD	Final Wholesale Inventories m/m
Jun 10	EUR	Italian Industrial Production m/m
Jun 10	USD	Core CPI m/m
Jun 10	USD	Core CPI y/y
Jun 10	USD	CPI m/m
Jun 10	USD	CPI y/y
Jun 10	USD	Crude Oil Inventories

Date	Curr.	Data
Jun 10	USD	10-y Bond Auction
Jun 10	USD	Federal Budget Balance
Jun 11	EUR	German WPI m/m
Jun 11	EUR	Main Refinancing Rate
Jun 11	EUR	Monetary Policy Statement
Jun 11	USD	Core PPI m/m
Jun 11	USD	PPI m/m
Jun 11	USD	Unemployment Claims
Jun 11	EUR	ECB Press Conference
Jun 11	USD	Natural Gas Storage
Jun 11	USD	30-y Bond Auction
Jun 12	EUR	German Final CPI m/m
Jun 12	EUR	French Final CPI m/m
Jun 12	USD	Prelim UoM Consumer Sentiment
Jun 12	USD	Prelim UoM Inflation Expectations

News

Japan's foreign reserves dropped by USD 77.11 billion to USD 1.31 trillion in May 2026 from USD 1.38 trillion in the previous month, hitting their lowest level since July 2025. Household spending in Japan dropped 0.5% yoy in April 2026, easing from a 2.9% decline in the prior month and beating market expectations for a 1.5% fall. While this marked the fifth straight month of contraction, it was also the mildest decline in the sequence, suggesting that easing inflationary pressures may be helping to support consumer spending. On a seasonally adjusted monthly basis, household expenditure rose 1.6%, rebounding from a 1.3% fall in March and exceeding forecasts of a 0.8% increase. Average cash earnings in Japan grew by 3.5% yoy in April 2026, accelerating from an upwardly revised 3.1% rise in the previous month and surpassing market forecasts of 3.2%. It was the 52nd straight month of growth in nominal wages and the fastest pace since December 2024. Meanwhile, inflation-adjusted real wages rose 1.9% yoy in April, marking a fourth straight month of increase and accelerating from an upwardly revised 1.4% gain in the previous month.

The S&P Global Eurozone Services PMI inched higher to 47.7 in May of 2026 from the five-year low of 47.6 in the previous month, revised sharply higher from the preliminary estimate of 46.4 to align with the earlier market expectations. New business inflows continued to decline, consistent with the lower purchasing power for clients since the outbreak of war in the Middle East triggered a surge in energy costs. Despite the sharp increase in input costs, output charges rose at a softer pace. The S&P Global Germany Services PMI was revised higher to 48.1 in May 2026 from a preliminary of 47.8 and 46.9 in March but remained below the 50 threshold. New business fell for a third straight month, though the decline was only marginal and the weakest in the current sequence. However, export business recorded its sharpest drop in a year. Lower inflows of work led to another reduction in outstanding business, while firms continued to cut staff levels, extending the current run of job losses to five months, albeit at a slower pace.

**Scan the QR to connect
with us**



KEDIA ADVISORY

KEDIA STOCKS & COMMODITIES RESEARCH PVT LTD.

Mumbai. INDIA.

For more details, please contact Mobile: +91 9619551022

Email: info@kediaadvisory.com

SEBI REGISTRATION NUMBER - INH000006156

For more information or to subscribe for monthly updates

Visit www.kediaadvisory.com

This Report is prepared and distributed by Kedia Stocks & Commodities Research Pvt Ltd. for information purposes only. The recommendations, if any, made herein are expressions of views and/or opinions and should not be deemed or construed to be neither advice for the purpose of purchase or sale through KSCRPL nor any solicitation or offering of any investment /trading opportunity. These information/opinions/ views are not meant to serve as a professional investment guide for the readers. No action is solicited based upon the information provided herein. Recipients of this Report should rely on information/data arising out of their own investigations. Readers are advised to seek independent professional advice and arrive at an informed trading/investment decision before executing any trades or making any investments. This Report has been prepared on the basis of publicly available information, internally developed data and other sources believed by KSCRPL to be reliable. KSCRPL or its directors, employees, affiliates or representatives do not assume any responsibility for or warrant the accuracy, completeness, adequacy and reliability of such information/opinions/ views. While due care has been taken to ensure that the disclosures and opinions given are fair and reasonable, none of the directors, employees, affiliates or representatives of KSCRPL shall be liable for any direct, indirect, special, incidental, consequential, punitive or exemplary damages, including lost profits arising in any way whatsoever from the information/opinions/views contained in this Report. The possession, circulation and/or distribution of this Report may be restricted or regulated in certain jurisdictions by appropriate laws. No action has been or will be taken by KSCRPL in any jurisdiction (other than India), where any action for such purpose (s) is required. Accordingly, this Report shall not be possessed, circulated and/ or distributed in any such country or jurisdiction unless such action is in compliance with all applicable laws and regulations of such country or jurisdiction. KSCRPL requires such a recipient to inform himself about and to observe any restrictions at his own expense, without any liability to KSCRPL. Any dispute arising out of this Report shall be subject to the exclusive jurisdiction of the Courts in India.